


7.2 Technical data and options

AMS 3B Size 45

AMS 3B S 45 Dimensions



	AMS 3B S 45-N	AMS 3B S 45-NU	AMS 3B S 45-C			
B1: Rail width	45	45	45			
J1: Rail height	40	40	40			
L3: Rail length max.	6000	6000	6000			
L4: Spacing of fixing holes	52.5	52.5	52.5			
L5/L10: Position of first/last fixing hole	25	25	25			
Gew.: Rail weight, specific (kg/m)	10.8	11.8	10.8			

Available options for AMS 3B S 45



AMS 3B W 45 Dimensions and capacities



	AMS 3B W 45-A	AMS 3B W 45-B	AMS 3B W 45-C	AMS 3B W 45-D	AMS 3B W 45-F	
A: System height	60	60	70	70	60	
A1: Half width of housing on opposite side	42	42	42	42	42	
A2: Half width of housing on reading head side	42	42	42	42	42	
A3: Projection of reading head	7.5	7.5	7.5	7.5	7.5	
B: Carriage width	120	120	86	86	86	
B2: Distance between locating faces	37.5	37.5	20.5	20.5	20.5	
C1: Position of center front lube hole	8	8	18	18	8	
C3: Position of lateral lube hole	8	8	18	18	8	
C4: Position of lateral lube hole	21.25	38.75	31.25	38.75	31.25	
C7: Position of top lube hole	17	34.5	27	34.5	27	
J: Carriage height	50	50	60	60	50	
L1: Exterior fixing hole spacing	80	80	60	80	60	
L2: Interior fixing hole spacing	60	60	-	-	-	
L9: Carriage length with housing	206	241	206	241	206	
L11: Housing length	83.6	83.6	83.6	83.6	83.6	
Lw: Inner carriage body length	100	135	100	135	100	
N: Lateral fixing hole spacing	100	100	60	60	60	
O: Reference face height	10	10	10	10	10	
Ts: Front plate thickness	23	23	23	23	23	

Capacities and weights

C0: Static load capacity (N)	167500	229500	167500	229500	167500	
C100: Dynamic load capacity (N)	93400	127800	93400	127800	93400	
MOQ: Static cross moment capacity (Nm)	4621	6333	4621	6333	4621	
MOL: Static longitud. moment capacity (Nm)	2790	5161	2790	5161	2790	
MQ: Dyn. cross moment capacity (Nm)	2577	3527	2577	3527	2577	
ML: Dyn. longitud. moment capacity (Nm)	1556	2874	1556	2874	1556	
Gew: Carriage weight (kg)	4.0	5.1	3.8	4.8	3.1	

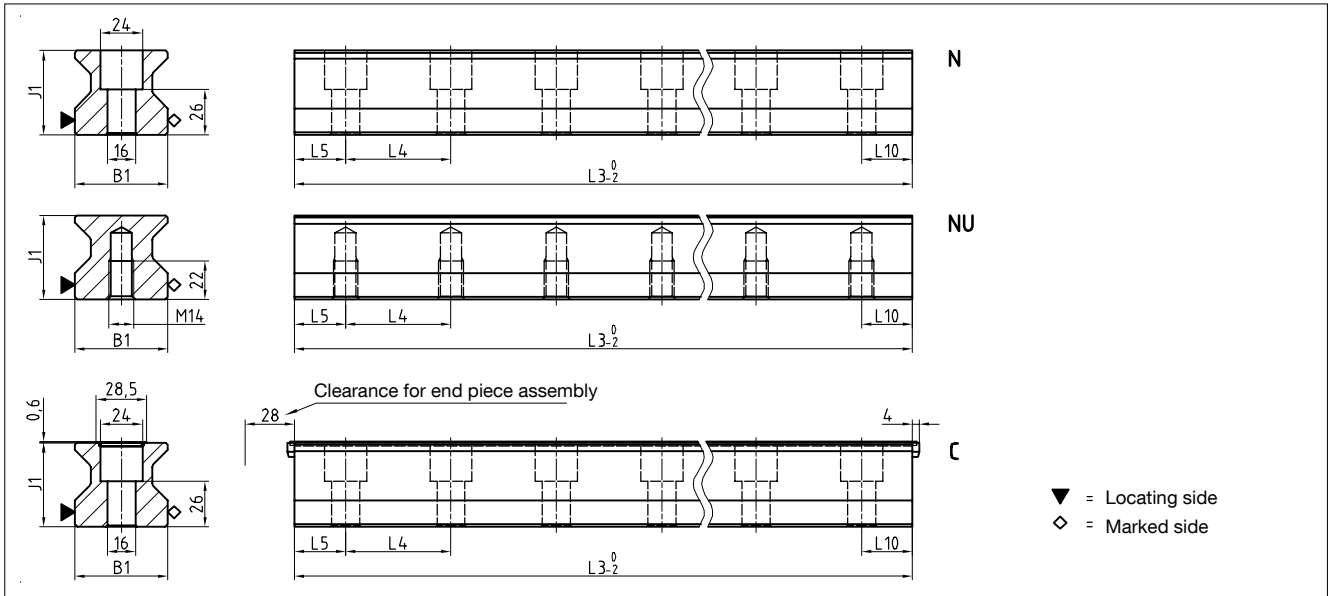
Available options for AMS 3B W 45



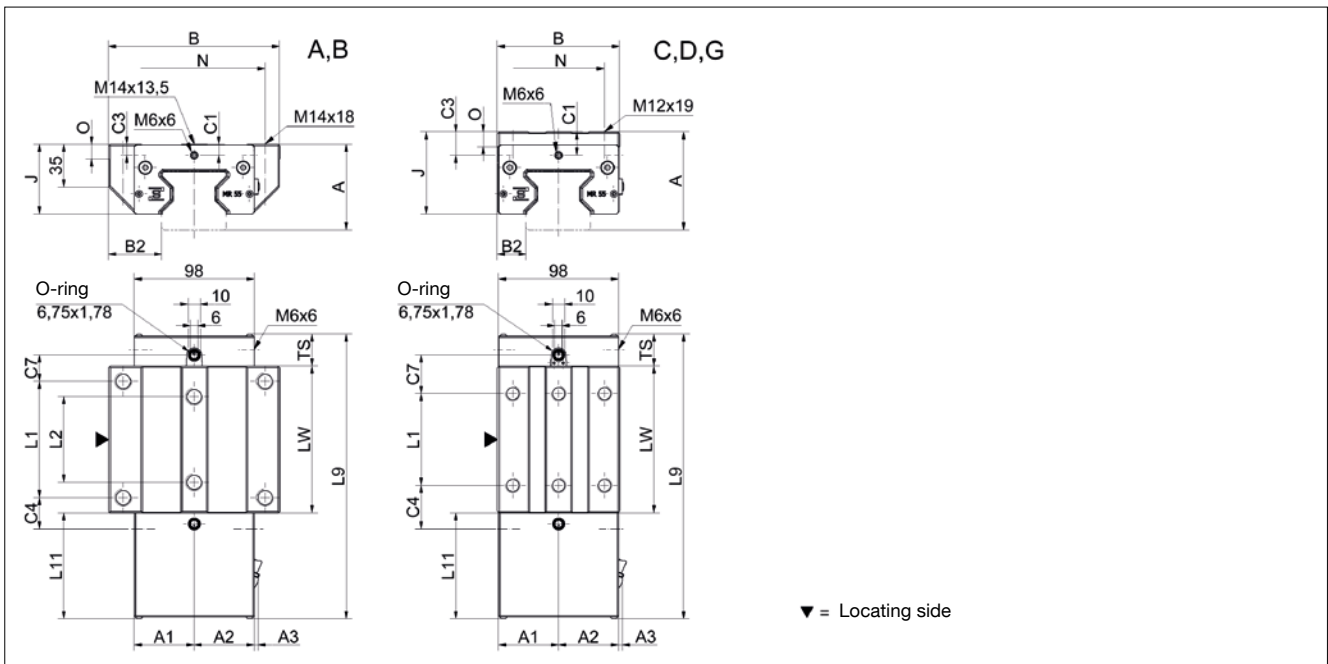
7.2 Technical data and options

AMS 3B Size 55

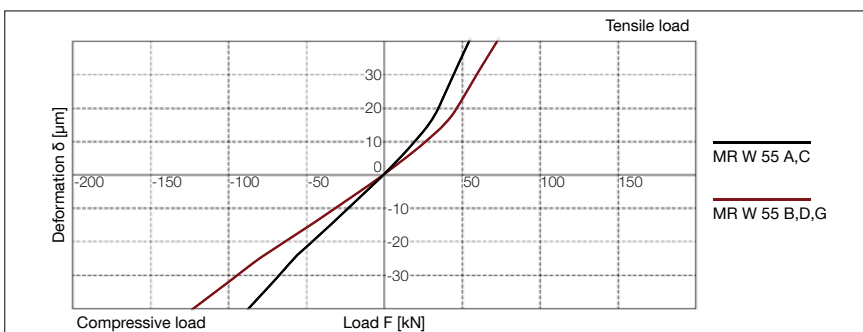
AMS 3B S 55 Drawings



AMS 3B W 55 Drawings



AMS 3B W 55 Rigidity diagram



AMS 3B W 55 Load rating

