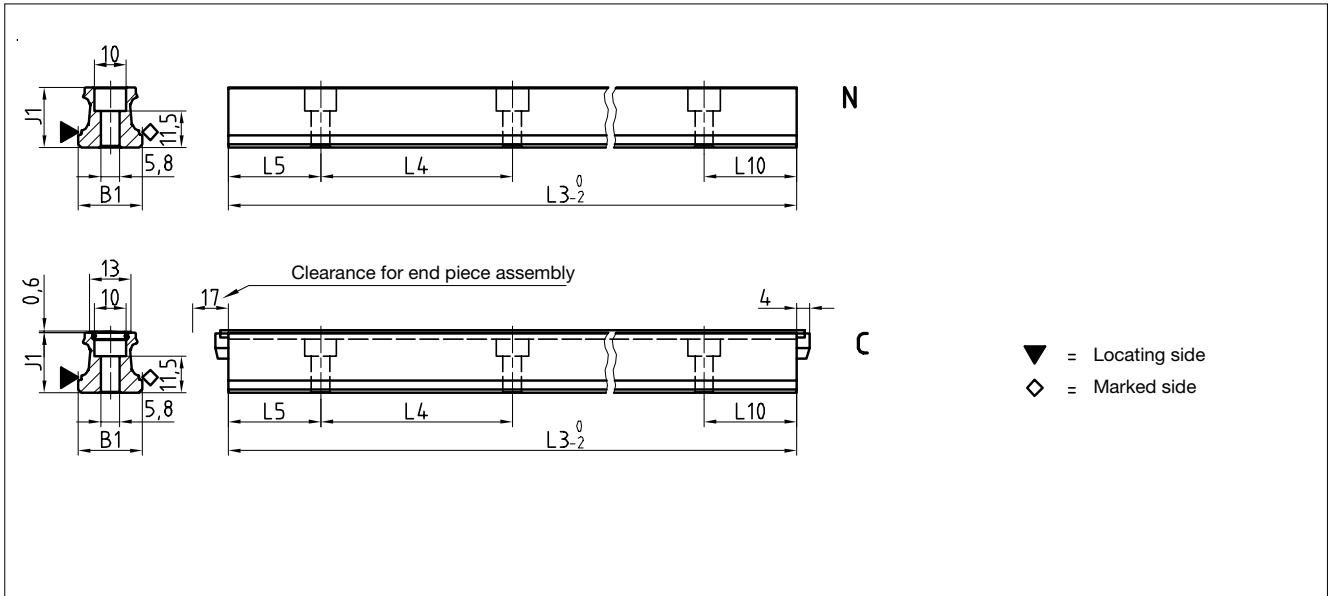


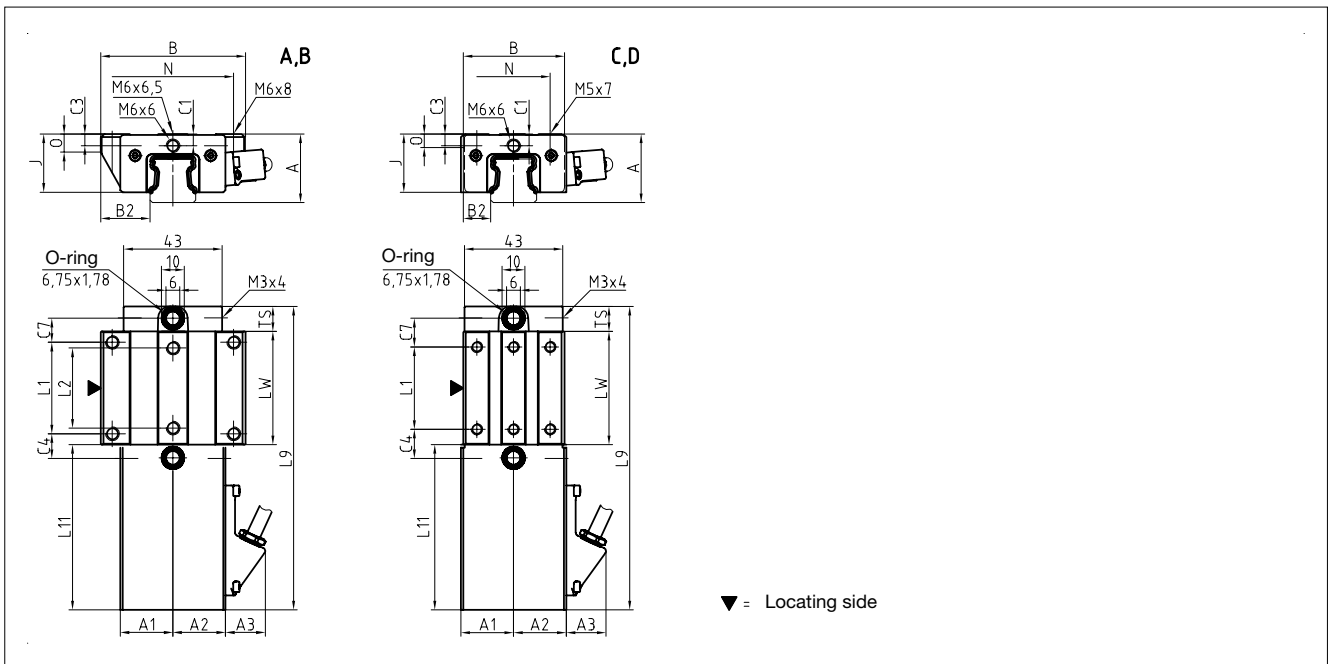
# 8.2 Technical data and options

## AMS 4B Size 20

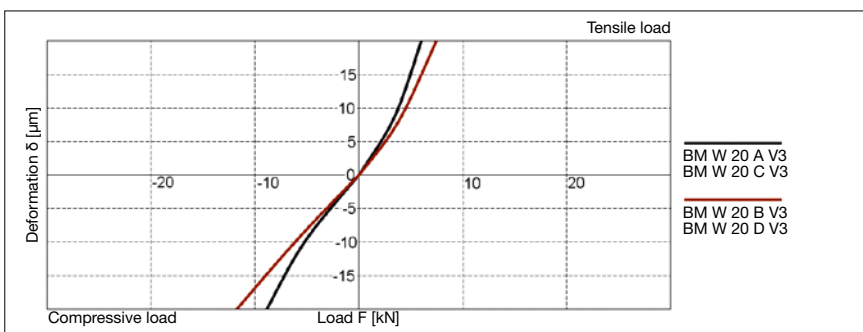
### AMS 4B S 20 Drawings



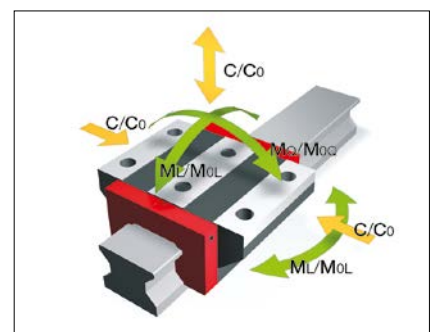
### AMS 4B W 20 Drawings



### AMS 4B W 20 Rigidity diagram




### AMS 4B W 20 Load rating



## 8.2 Technical data and options

### AMS 4B Size 20

#### AMS 4B S 20 Dimensions



	AMS 4B S 20-N	AMS 4B S 20-C			
B1: Rail width	20	20			
J1: Rail height	19	19			
L3: Rail length max.	3000	3000			
L4: Spacing of fixing holes	60	60			
L5/L10: Position of first/last fixing hole	28.5	28.5			
Gew.: Rail weight, specific (kg/m)	2.2	2.1			

#### Available options for AMS 4B S 20



#### AMS 4B W 20 Dimensions and capacities



	AMS 4B W 20-A	AMS 4B W 20-B	AMS 4B W 20-C	AMS 4B W 20-D		
A: System height	30	30	30	30		
A1: Half width of housing on opposite side	23.9	23.9	23.9	23.9		
A2: Half width of housing on reading head side	23.9	23.9	23.9	23.9		
A3: Projection of reading head	17.5	17.5	17.5	17.5		
B: Carriage width	63	63	44	44		
B2: Distance between locating faces	21.5	21.5	12	12		
C1: Position of center front lube hole	5.2	5.2	5.2	5.2		
C3: Position of lateral lube hole	4.6	4.6	4.6	4.6		
C4: Position of lateral lube hole	10.75	18.75	12.75	13.75		
C7: Position of top lube hole	10.25	18.25	12.25	13.25		
J: Carriage height	25.5	25.5	25.5	25.5		
L1: Exterior fixing hole spacing	40	40	36	50		
L2: Interior fixing hole spacing	35	35	-	-		
L9: Carriage length with housing	132.5	148.5	132.5	148.5		
L11: Housing length	72	72	72	72		
Lw: Inner carriage body length	49.5	65.5	49.5	65.5		
N: Lateral fixing hole spacing	53	53	32	32		
O: Reference face height	8	8	6	6		
Ts: Front plate thickness	11	11	11	11		
<b>Capacities and weights</b>						
C0: Static load capacity (N)	31400	41100	31400	41100		
C100: Dynamic load capacity (N)	14400	17400	14400	17400		
MOQ: Static cross moment capacity (Nm)	373	490	373	490		
MOL: Static longitud. moment capacity (Nm)	292	495	292	495		
MQ: Dyn. cross moment capacity (Nm)	171	206	171	206		
ML: Dyn. longitud. moment capacity (Nm)	134	208	134	208		
Gew: Carriage weight (kg)	1.0	1.2	0.9	1.0		

#### Available options for AMS 4B W 20

