


7.2 Technical data and options

AMS 3B Size 35

AMS 3B S 35 Dimensions



	AMS 3B S 35-N	AMS 3B S 35-NU	AMS 3B S 35-C			
B1: Rail width	34	34	34			
J1: Rail height	32	32	32			
L3: Rail length max.	6000	6000	6000			
L4: Spacing of fixing holes	40	40	40			
L5/L10: Position of first/last fixing hole	18.5	18.5	18.5			
Gew.: Rail weight, specific (kg/m)	6.5	7.1	6.3			

Available options for AMS 3B S 35



AMS 3B W 35 Dimensions and capacities



	AMS 3B W 35-A	AMS 3B W 35-B	AMS 3B W 35-C	AMS 3B W 35-D	AMS 3B W 35-E	
A: System height	48	48	55	55	55	
A1: Half width of housing on opposite side	34	34	34	34	34	
A2: Half width of housing on reading head side	34	34	34	34	34	
A3: Projection of reading head	11.5	11.5	11.5	11.5	11.5	
B: Carriage width	100	100	70	70	76	
B2: Distance between locating faces	33	33	18	18	21	
C1: Position of center front lube hole*	6.5 / 7	6.5 / 7	13.5 / 14	13.5 / 14	13.5 / 14	
C3: Position of lateral lube hole	7	7	14	14	14	
C4: Position of lateral lube hole	17	30.5	23	25.5	23	
C7: Position of top lube hole	14	27.5	20	22.5	20	
J: Carriage height	40	40	47	47	47	
L1: Exterior fixing hole spacing	62	62	50	72	50	
L2: Interior fixing hole spacing	52	52	-	-	50	
L9: Carriage length with housing	176	204	176	204	176	
L11: Housing length	80.2	80.2	80.2	80.2	80.2	
Lw: Inner carriage body length	76	103	76	103	76	
N: Lateral fixing hole spacing	82	82	50	50	-	
O: Reference face height	8	8	8	8	22	
Ts: Front plate thickness	20	20	20	20	20	
Capacities and weights						
C0: Static load capacity (N)	93400	128500	93400	128500	93400	
C100: Dynamic load capacity (N)	52000	71500	52000	71500	52000	
MOQ: Static cross moment capacity (Nm)	2008	2762	2008	2762	2008	
MOL: Static longitud. moment capacity (Nm)	1189	2214	1189	2214	1189	
MQ: Dyn. cross moment capacity (Nm)	1118	1537	1118	1537	1118	
ML: Dyn. longitud. moment capacity (Nm)	662	1232	662	1232	662	
Gew: Carriage weight (kg)	2.3	2.9	2.2	2.7	2.3	

Note: * Values valid for external housing / front plate

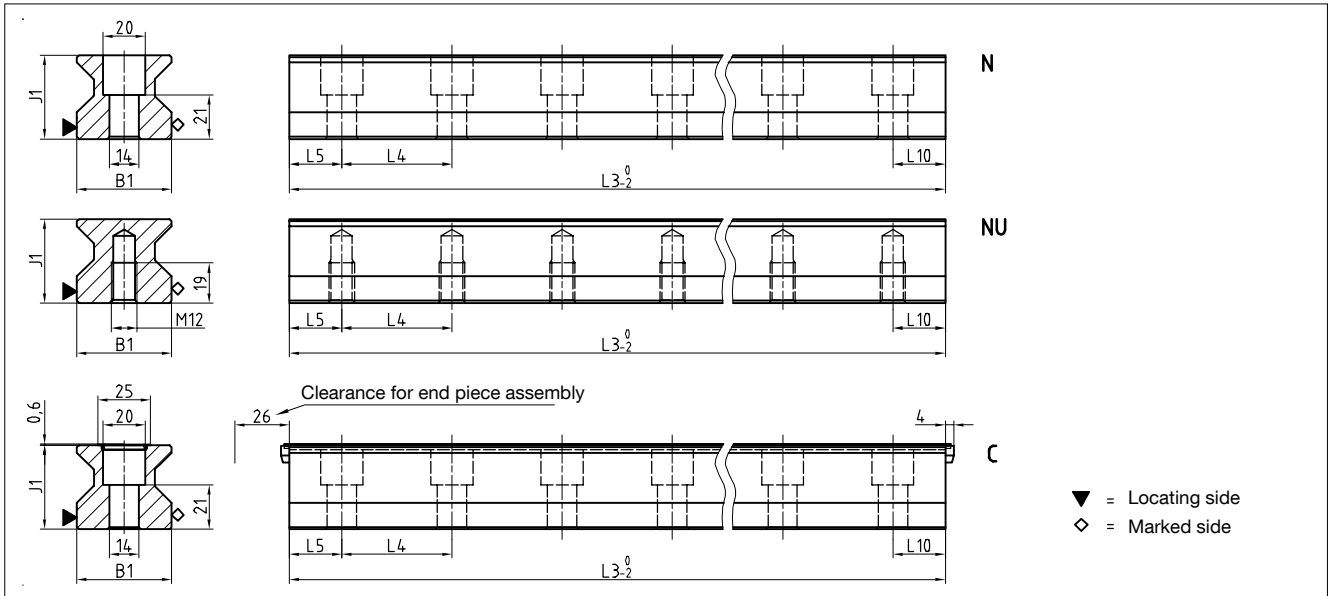
Available options for AMS 3B W 35



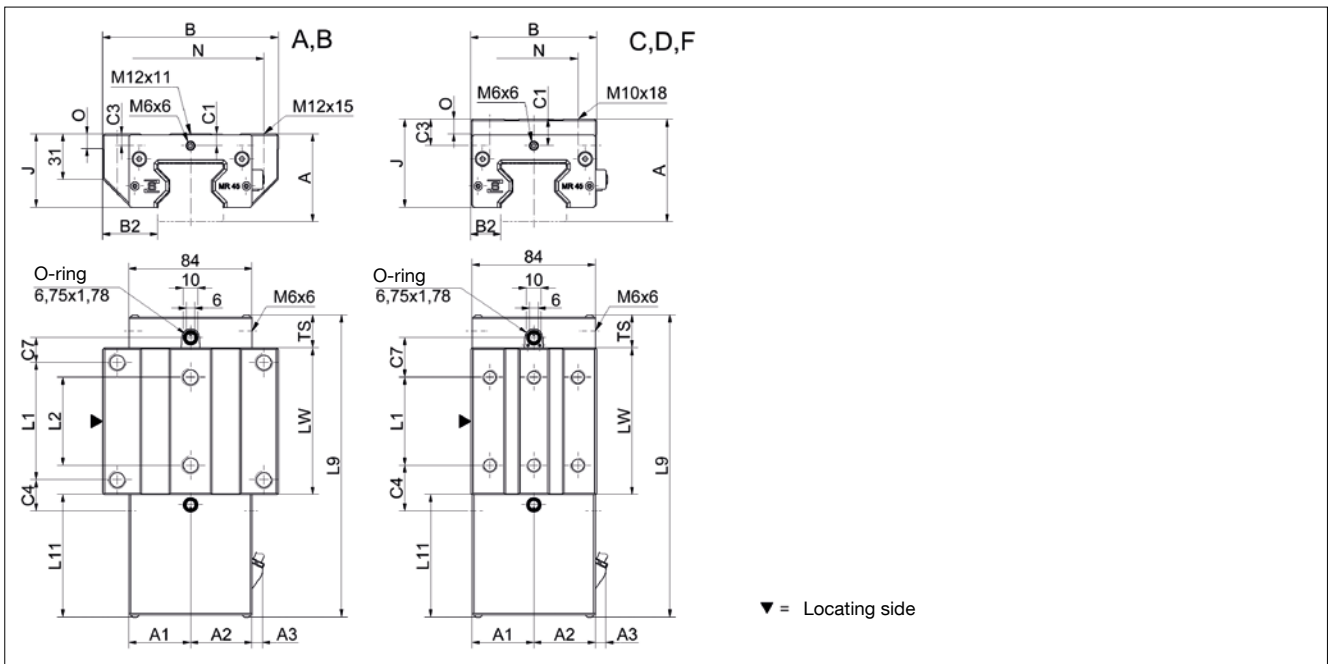
7.2 Technical data and options

AMS 3B Size 45

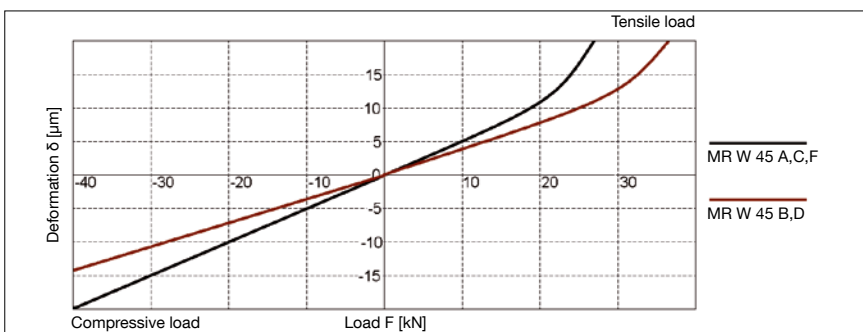
AMS 3B S 45 Drawings



AMS 3B W 45 Drawings



AMS 3B W 45 Rigidity diagram



AMS 3B W 45 Load rating

